

**SYDNEY JUNIOR RUGBY UNION (SJRU)
2023 MATCH DAY MANUAL**



**Under 10 to Opens (Under 17 / Under 18) and
Girls**

XVs Rugby

Version 3.0

Issued 22/6/2023



Sydney Junior Rugby Union



All SJRU Players, Coaches, Officials, Parents and Spectators must comply with Rugby Australia's Expectations of Behaviour Guidelines which include the following: -

Do's

- *Encourage the players to abide by the Laws of the Game.*
- *Applaud all good play whether it is by your team or your opponents.*
- *Treat everyone as you yourself would like to be treated.*
- *Display exemplary behaviour and accept responsibility for your actions.*
- *Support all efforts to remove verbal and physical abuse from the game.*
- *Most importantly have fun and enjoy "the game they play in heaven."*

Don'ts

- *Abuse, criticise, threaten, ridicule, or intimidate a player, coach, Match Official, or spectator while attending the venue.*
- *Question the decisions of the Referee or Assistant Referees and never question their honesty or integrity.*
- *Enter the field of play unless invited to do so by the Referee.*
- *Discriminate because of a person's sex, disability, ethnicity, or religion.*
- *Swear, use bad language, or harass anyone at the venue.*

ABUSE OF PLAYERS OR MATCH OFFICIALS WILL NOT BE TOLERATED UNDER ANY CIRCUMSTANCES!

Failure to comply with these Expectations of Behaviour Guidelines will result in your expulsion from the venue and being reported to the Sydney Junior Rugby Union Competition Manager.

Go to [Rugby Au Code of Conduct](#) for more information.

Enjoy your Rugby experience.

A. SJRU Match Day Manual

This Match Day Manual has been prepared to:

- assist Coaches and Managers of Teams competing in SJRU XV's Competitions; and
- ensure that the SJRU Competition Rules are understood and upheld for the benefit of all.

This Match Day Manual is only a summary/guide and does not replace the SJRU Competition Rules.

B. Rugby Xplorer and Rugby Match Day

Participants in SJRU competitions use two different platforms:

- All players and volunteers (including coaches, managers, Assistant Referees and Ground Marshalls) use [Rugby Xplorer abbreviated to RX below \(either in App form, via Apple and Android devices\) or Web browser based](#) (using <https://myaccount.rugbyexplorer.com.au/>) to register their participation in SJRU competitions. Anyone using the Rugby Xplorer App can see draws, live scores and competition tables for SJRU teams they wish to follow as well as accessing other Rugby Australia content. The Rugby Xplorer App can be downloaded from the [iTunes](#) or [Google Play](#) stores.

The Rugby Match Day App is used by Team Managers/Admins for match day management tasks pre, during and post the fixture. The Rugby Match Day App is mandatory for Team Managers to be able to perform match day tasks and the App can be downloaded from the [iTunes](#) and [Google Play](#) stores. Parents, spectators, etc do not require the Match Day App.

Resources to support both Apps are available [here](#).

C. Communication with SJRU

All communication to SJRU, whether by email or telephone, must be via your Club/District President and/or other specific Office Bearer contacts supplied to the SJRU by your Club/District. If a Manager, Coach, other Team Official or a parent has any issues to raise, please do so via your President or Office Bearers. Contact from other parties will not be responded to.

D. The Competitions

Under 10 / Under 11	12 a side	Size 4 ball	20-minute halves
Under 12	15 a side	Size 4 ball	25-minute halves
Under 13 / Under 14	15 a side	Size 5 ball	25-minute halves
Under 15 / Under 16	15 a side	Size 5 ball	30-minute halves
Under 17 / Opens	15 a side	Size 5 ball	35-minute halves
There is no time off for injury in any Age Group.			

The Girls XV's Competition is expected to use the same game parameters as above, however the SJRU reserves the right to vary the number a side, subject to team nominations received and player numbers in each age group offered in the Girls XV's Competition.

E. Before Match Day

1. The SJRU registration system is RX. All players and club volunteers in any and all roles must be registered in RX. Unregistered players are not eligible to play, and unregistered volunteers are not eligible to fulfil any role for a Club/District.
2. Every player must have uploaded a recent “Head and Shoulders” photo of him/herself into RX.
3. Team Managers must download the Rugby Match Day App, and ensure they download any updates on the App during the course of the season. Login details are the same as the Rugby Xplorer login.
4. The Competition Manager will load the Draw so that it is visible in both RX and Match Day.
5. The Club Registrar or Administrator (or any other Club Admin on RX) must grant the Manager access to the team RX prior to the game commencing, so the Manager can access the Match Day App, and fulfil their Manager function.
6. Each week the Manager must select their team to play the match prior to the match starting. No more than 18 players can be selected for U10s & U11s, and no more than 23 players can be selected for U12s and up age groups. Select the correct Competition from the Drop-Down list and the Match (Round) that is being played. Then click on Team Lists at the bottom to enter team selection mode. The team list will default to the team list from the previous game so make any necessary adjustments using the Add button. Choose the correct jersey numbers and positions as best you know, then click on Submit to finalise the team. (This may be adjusted on the day if needed.)
7. The Club must ensure a qualified First Aider is present at each home match.
8. The Manager should ensure a qualified Assistant Referee and Ground Marshall are rostered on for each game, and their details are loaded on the Match Day App.
9. Team Managers should ensure they are well educated on using the Match Day App (ample education resources are available at [Education and Training](#))

F. On Match Day, Before the Game

1. The Manager must have access to the Match Day app at the ground with internet access and be signed in. Ensure the RX App is not open on your device by swiping to close it completely, as the two apps can interfere with each other.
2. The Manager confirms the team members that are playing on the day (add new players, remove those not playing on the day) and also ensures the correct jersey numbers and positions are recorded for each player.
3. The Manager of each team should introduce him/herself to the other team’s Manager.
4. Once each Manager has confirmed their own team, the two Managers should swap their devices and check the opposing team’s players match the players recorded in the Match Day App. Check names and jersey numbers.
5. Once both Managers are satisfied, they return each other’s devices.
6. In the event that the teams have identical or similar colours then the Home Team shall supply and wear alternative jerseys. In Finals Matches the lower placed team wears alternative jerseys.
7. Each game must have a Qualified First Aid Attendant, and each team must supply a Ground Marshal and an accredited Assistant Referee (AR) for each Match (the level of accreditation is age group dependent, i.e. For U10-U12, AR’s must have AR U8-U12 accreditation, for U13s and up, AR’s must have the AR Level 1 accreditation). Failure to supply an accredited AR will prevent a Manager from loading their Team, which puts that team at risk of forfeiting the game. It is noted that for SJRU Grading Gala Days in the opening rounds of the Season, the rules regarding the provision of accredited ARs do not apply.

8. Parents must be aware of the Expectations of Behaviour Guidelines included in this Match Day Manual, as well as the requirements of the Rugby Au Code of Conduct
9. Ground Layout must be in accordance with Appendix A of the Match Day Manual.
10. Matches must commence on time and teams must be ready to take the field two (2) minutes prior to the Scheduled Game Time (refer to Competition Rule 6.3).
11. The Team Managers and **NOT** the referee are responsible for interpreting the Competition Rules. If there is a dispute then the opinion of the Home Team will prevail and, if required, a protest may be lodged at the end of the Match. The Competition Manager will adjudicate on the matter as soon as is practically possible after the match. **Managers have no discretion to decide that certain rules do not apply on the day.**
12. **No one is to take any action regarding a player's General Age Dispensation or Size for Age Dispensation pre, during or post-game. For any concern, a report must go through your Club President or if they are not available, an authorised Club Office Bearer after the match.**

G. The Match

1. In the Match Day App, both Managers select the correct competition and round, and then click on "Matchday" to enter Match Day Mode. Preferably each Manager selects "Score for my team" but if necessary one Manager can score for both teams by selecting "Score for both teams."
2. A player can sign on at any time during the Match by presenting themselves at the Scoring Table. Both Managers should satisfy themselves the player can join the match and then the Manager adds the player in the Match Day App. Click on the "..." at the top right of the screen, then select "Team List" and make any necessary adjustments.
3. At the start of the game click on the green Play button. This starts the game and allows the Manager to enter scores and other match details. The referee is the sole judge of time.
4. For each score, tap the "Scoring" tab and select the type of score and then the player who scored it. Unsuccessful Conversions and Penalty Goals may optionally be recorded for the Managers' records only.
5. Tap on the "Movements" to record cards and major injuries. Substitutions are not required to be recorded:
 - For Yellow and Red Cards, you must select accurately select the reason and the player.
 - Red and Blue Cards will record a Case and alert the Competition Manager once the game is submitted.
 - All Yellow, Red and Blue Cards **MUST** be recorded.
 - As noted, recording Substitutions is optional but may assist Managers to keep a record of game time. Remove the player coming off first and then add the substitution.
6. Anyone wishing to follow the match (whether at the ground or not) may use the Rugby Xplorer App to get real time score and card updates.
7. If you need to correct a score or a card, tap on the "Feed" tab where you can delete the incorrect item, and then re-enter it. Once a match is confirmed at its completion no further changes can be made in the App. For any later adjustments you will have to have your President or other Officer Bearer contact the Competition Manager.
8. At Half Time click on the purple H/T button. When the Second Half starts click on the green Play button.
9. If at any time a team is forced to go to Uncontested Scrums, click on the "..." icon at the top right of the screen and select "Uncontested Scrum," then enter the team and the reason.

10. At the end of the game click on the red stop button to finish the match. Make sure both Managers agree on the score and all the cards are recorded.
11. Before you click on “Confirm,” the Team Managers should meet with the Referee to review and confirm the score and that all cards issued have been correctly entered. Once that is done Team Managers can click on “Confirm” to enter the result. If there is a dispute, click on “...” at the top right and then click on “Dispute” and enter the reason.
12. Any player who is Sent Off (Red Card) during a Match is automatically suspended from taking part in any further matches including any Regular Season, Finals Series, trial, school, representative or premiership matches, until a decision has been handed down by the Judiciary or where an early plea has been entered then a decision has been handed down by the Competition Manager.
13. Likewise, any player who is Sent Off (Red Card) during a school match, or in a match in another code (e.g., Rugby League), is automatically suspended from taking part in any further SJRU matches including any Regular Season, Finals Series, trial, or representative matches, until a decision has been handed down by the relevant Judiciary, and the player has served the required suspension.
14. All players removed from the field with a **Blue Card** (applicable in U13s and up) must:
 - Follow the Rugby Australia Concussion Management process, found [here](#) or by searching “Rugby Australia Concussion Management”. Pay close attention to the *Rugby Australia Head Injury Fact Sheet* and download a copy of the *Concussion Referral and Return Form*.
 - See a doctor within 72 hours. The player and doctor must complete the *Concussion Referral and Return Form*.
 - Return the completed form to his/her club, and the club must provide a copy to the SJRU Competition Manager.
 - Follow the rest of the process set out in the *Rugby Australia Concussion Management* requirements.
 - For the avoidance of doubt, the entire Concussion Management Process must be followed including the return of the *Concussion Referral and Return Form*, when a player has completed the Graduated Return to Play (GRTP) for Concussion. A player cannot be cleared of Concussion once a Blue Card has been issued by the Match Referee or the First Aider.
 - The **ONLY** option where a Blue Card will be lifted or removed is where:
 - Rugby Au (at their sole discretion) accept an Alternative Diagnosis from a Medical Doctor ([Alternative Diagnosis Jotform](#)) or
 - The Competition Manager can verify that the player did not show any signs or symptoms of concussion and agrees there has been a reporting error with the Blue Card.

H. Referee Interaction post-game

1. Team officials are not to speak with the referee between the start of the match and up to 15 mins after the match concludes, with the exception of the following:
 - Point 11 in Section G above.
 - First aiders may speak to the referee about injured players (this does not include any officials demanding that the referee stop play, as it is the referee’s sole decision as to whether to stop play for an injury).
 - Ground marshals may speak with the referee about crowd control issues.
 - Assistant Referees may speak with the referee about their duties as Assistant Referee (noting that the Referee may direct them in how to carry out those duties).

2. No earlier than 15 mins after the match we encourage productive and polite discussions for both referees and team officials to get on the same page. This is not an opportunity to criticise or abuse the referee – such behaviour will be dealt with as a Code of Conduct breach.
3. Many SJRU referees are under 18 years of age, so there is an inbuilt power imbalance when an adult team official talks to them. Team officials may only speak with Under 18 referees if the referee is accompanied by a referee coach or a parent/guardian. You must be conscious of the tone of the conversation and not appear to be bullying the referee. If in doubt, don't speak with them, and use a referee feedback form instead (<https://form.jotform.com/82038769379978>), or separately speak with the referee coach (where one is present). Referee feedback forms go to NSWRU for onward distribution to the relevant referee association for coaching/grading feedback about the referee.

I. After the Match

If required, at the end of the Match the Team Manager should complete a [Serious Injury Report](#) for:

- any player with a head or neck injury that results in treatment at a hospital or medical centre; or
- any player admitted to hospital as a patient but NOT players treated at an Emergency Department and allowed to go home. Refer Australian Rugby Union Medical and Safety Recommendations.
- Club Presidents, Office Bearers and Team Managers must familiarise themselves with the process for lodging Injury Reports and assisting Parents with Insurance Claims. Refer to the link to [Injury and Insurance Help Guide](#)

J. IMPORTANT SJRU COMPETITION RULES

Numbers of Players (refer SJRU Competition Rule 6.5)

Age Group	Minimum No. of Players on the Field	Maximum No. of Players on the Field	Maximum No. of Players that can Sign-on	Number of Non-Transferable Players (3.6)
Under 10 and Under 11	9 Players	12 Players	18 Players	8 Players
Under 12 to Opens	11 Players	15 Players	23 Players	12 Players

- If your team has less than the Minimum Number of Players on the field, then the Match is an automatic loss. The Match should proceed on “friendly game” initiatives.
- If your Team does not have the maximum of players permitted on the field, then: -
 - For the Under 10, Under 11 and Under 12 Age Groups the opposition **MUST** share players so that the Match can proceed with each Team having an equal number of players on each Team.
 - For the Under 13 to Opens Age Groups: A Team that does not have the maximum number of players on the field (15) may at any time during the Match request additional players from the opposition or ask that player numbers be matched. Player numbers may be adjusted by sharing if a player is injured or in blood bin but not if a player is Temporarily Suspended or Sent Off. In the first instance it is preferable that teams share players before matching player numbers, so that the maximum number of players is involved in the Match, however a team cannot be compelled to share players. If, however, a team refuses to match player numbers if requested then they are deemed to have forfeited the match.

Non-Transferable Players (refer SJRU Competition Rule 3.6)

All Clubs with 2 or more teams in an Age Group must identify their Non-Transferable (NT) players.

- A Non-Transferable player cannot play in a lower Graded Team in their nominated Age Group. The Non-Transferable Player may play in a higher Graded Team in their Age Group or in a Team up an Age Group whose Grade is no more than one Grade below their nominated Grade in their Age Group.
- A Non-Transferable Representative Player is permitted to play up in the Age Group above in the same or higher graded team than the one in which he is registered. Each Representative Player is only allowed to play up an Age Group twice during Regular Season Matches and Finals Series Matches and if they play up an Age Group in a third match then they will be deemed to have moved up an Age Group permanently and is no longer eligible to play in the lower Age Group.
- A Transferable Player is one who is permitted to play in a lower Graded Team in their nominated Age Group or in a Team up an Age Group whose Grade is no more than one Grade below their nominated Grade in their Age Group.
- Each Under 10 and Under 11 Team must have eight (8) Non-Transferable Players.
- Each Under 12 to Opens Team must have twelve (12) Non-Transferable Players.

Substitutions (refer SJRU Competition Rule 6.6)

- Substitutions in all age groups are unlimited and can be made when the ball is dead. That is at a scrum, lineout or after a try has been scored.
- Substitutions can NOT be made when a penalty kick or free kick has been awarded.
- Substitutions can NOT run on in general play (even if another player is injured). They should be sent to wait with the Assistant Referee until a suitable stoppage.
- Temporary replacements for blood bin are permitted.
- Players replaced due to serious injury (e.g., concussion) may NOT return to play.
- Please refer to the Rugby Australia Medical Guidelines for the treatment of players suffering from concussion or other serious injury.

Mercy Rule (refer SJRU Competition Rules 6.11 and 6.12)

- For Teams in the Under 10 to Under 12 Age Groups once the difference in scores is 40 or more the losing team may call a stop to the Match. If the teams agree to continue the Match, it should be completed on “friendly game” initiatives.
- For Teams in the Under 13 to Opens Age Groups when the difference in scores is 40 or more then the winning team MUST take a player from the field. If the difference in scores is 50 or more then another player must leave the field. If the difference in the scores reduces (i.e., becomes less than 50), then 1 player may return to the field and if the difference in the scores becomes less than 40 then the other player may return to the field.
- Teams required to remove players **MUST NOT** remove front rowers so as to cause uncontested scrums.
- The maximum differential in scores recorded for a match is 50, no matter if or at what point the Mercy Rule may have been invoked.

Uncontested Scrums (refer SJRU Competition Rules 6.9 and 6.10)

- Safety is of prime concern and all players in the scrum must know the Mayday Call.
- There must be sufficiently trained front row players so that on the first occasion that a replacement prop is required, and on the first occasion that a replacement hooker is required, the team can continue to play safely with contested scrums.
- Teams playing uncontested scrums in more than two (2) Matches during the season shall be ineligible for the Finals.

- In the Under 10 to Under 12 Age Groups if a team does not have three (3) suitably trained front rowers at the commencement of the Match, or during the Match, then uncontested scrums will be played.
- In the Under 13 to Opens Age Groups if a Team does not have three (3) suitably trained front rowers at the commencement of the Match, or during the Match, then that Team will play with one less player, uncontested scrums will be played, and numbers must be matched in the scrums.
- If a Team calls uncontested scrums and then subsequently a suitably qualified front rower becomes available, then scrums may then be contested, and the normal playing numbers restored.
- It is noted that for SJRU Grading Gala Days in the opening rounds of the Season, the rules limiting uncontested scrums and finals eligibility do not apply.

Eligibility for Finals (refer SJRU Competition Rule 7.3)

To be eligible to play in the Finals a Registered Player must have:

- Played 50% or more of all Matches played by the Team during the season (including byes, wins on forfeit and wet weather if registered prior), OR
- Qualified in a lower Graded Team in the same Age Group or a lower graded team in the Age Group below (games played in a higher Grade or Age Group do not count for eligibility).

Deferment / Amendment of a Match (refer SJRU Competition Rule 5.10)

- If a deferment / amendment of a Match is required, you must contact the Manager / Club of the opposition Team and organise to send in a Game Deferment Form before 9:00 am on the Monday prior to the Scheduled Game Time (refer to SJRU Competition Rule 5.10).

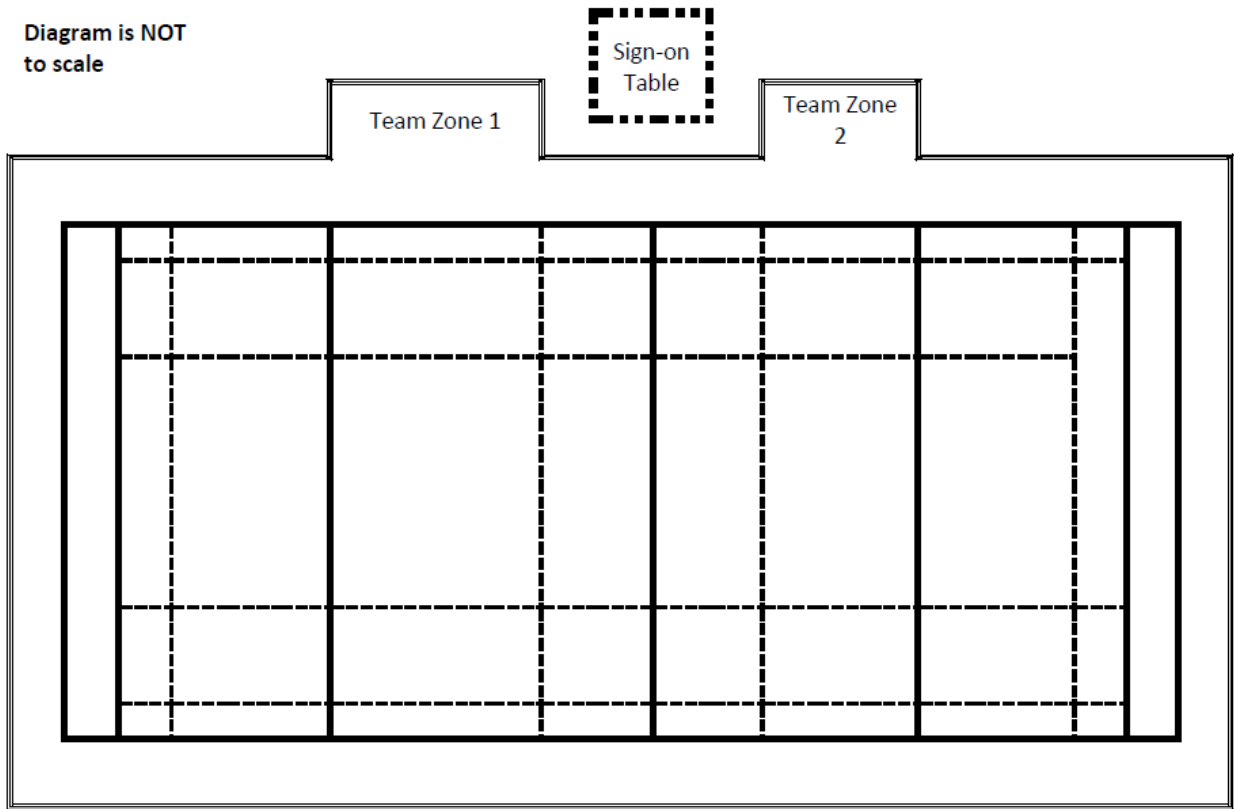
Temporary Suspension (Yellow Card) (refer SJRU Competition Rule 12.2)




Age Group	Time Suspended	Elapsed/Game Time	Replaced
U10-U12	5	Elapsed	Yes
U13-U14	5	Game	No
U15-Opens	10	Game	No

- Depending on the age group the player is in, the temporary suspension period can either run for elapsed (i.e., actual) time or game time.
- For example, if an U11 player receives a temporary suspension 2 minutes before half time, elapsed time applies to them, so the half time break counts as part of their temporary suspension, and s/he is free to return to play at the start of the second half. However, if an U15 player receives a temporary suspension 2 minutes before half time, game time applies to her/him so she/he cannot return to play until after the eighth minute of the second half.
- Also depending on the age group, a player is in, there is a difference in whether a temporarily suspended player can be replaced.

Appendix A: Ground Layout

Diagram is NOT to scale



Team Zone (mandatory)	Minimum 5m from Half Way Line and 5m from Touch Line. Maximum of 15m long and 5m wide
Trainers, Medical Personnel Reserves and Team Officials	Trainers and Medical Personnel are not allowed to move along the touch line and are to remain in the Team Zone when not completing their duties. Reserves and Team Officials are to be in the Team Zone.
	Half Way, 22m, Touch, In Goal, Touch In Goal and Dead Ball Lines
	5m, 10m and 15m Lines
	Ropes or Barriers

Appendix B:

Summary of Laws of Rugby and SJRU Competition Rules Referees Summary

This Appendix B is a guide to the Laws of Rugby and the SJRU Competition Rules. If there is any conflict, then the SJRU Competition Rules will have priority over Appendix B.

Age Group	Laws	Minutes per Half	Injury Time	Field Size	Number of Players	Minimum Number of Players	Maximum Number of Players to Sign-on	Sharing and Matching Player Numbers	Substitutions / Replacements	Yellow Card (Minutes)	Replace Yellow or Red Carded Player	Ball Size	Lineout Numbers	Lineout Receiver Required	Lifting in Lineouts	Scrum Formation	Scrum - No. 8 Moves	Comments
Under 10	Pathway	20	No	100 x 60	12	9	18	Yes	Unlimited	5	Yes	4	5	Yes	No	3-2-1	No	2nd Kick / Throw then scrum. Conversion no further than 15m line and no charging. No penalty or field goals. 6-man scrum and 1m push. 5-man lineout plus receiver. No lifting. See also Additional Notes.
Under 11	Pathway	20	No	100 x 60	12	9	18	Yes	Unlimited	5	Yes	4	5	Yes	No	3-2-1	No	2nd Kick / Throw then scrum. Conversion no further than 15m line and no charging. No penalty or field goals. 6-man scrum and 1m push. 5-man lineout plus receiver. No lifting. See also Additional Notes.
Under 12	Pathway	25	No	100 x 70	15	11	23	Yes	Unlimited	5	Yes	4	7	Yes	No	3-4-1	Yes	Conversion no further than 15m line and no charging. No penalty or field goals. 8-man scrum and 1m push. 7-man lineout plus receiver. No lifting. See also Additional Notes.
Under 13	Under 19	25	No	100 x 70	15	11	23	See Note	Unlimited	5	No	5	2+	No	Shorts	3-4-1	Yes	See also Additional Notes
Under 14	Under 19	25	No	100 x 70	15	11	23	See Note	Unlimited	5	No	5	2+	No	Shorts	3-4-1	Yes	See also Additional Notes
Under 15	Under 19	30	No	100 x 70	15	11	23	See Note	Unlimited	10	No	5	2+	No	Shorts	3-4-1	Yes	See also Additional Notes

Appendix B:

Age Group	Laws	Minutes per Half	Injury Time	Field Size	Number of Players	Minimum Number of Players	Maximum Number of Players to Sign-on	Sharing and Matching Player Numbers	Substitutions / Replacements	Yellow Card (Minutes)	Replace Yellow or Red Carded Player	Ball Size	Lineout Numbers	Lineout Receiver Required	Lifting in Lineouts	Scrum Formation	Scrum - No. 8 Moves	Comments
Under 16	Under 19	30	No	100 x 70	15	11	23	See Note	Unlimited	10	No	5	2+	No	Thighs	3-4-1	Yes	See also Additional Notes
Under 17	Under 19	35	No	100 x 70	15	11	23	See Note	Unlimited	10	No	5	2+	No	Thighs	3-4-1	Yes	See also Additional Notes
Opens	Under 19	35	No	100 x 70	15	11	23	See Note	Unlimited	10	No	5	2+	No	Thighs	3-4-1	Yes	See also Additional Notes

Additional Notes

Matches Should be Played	Unless it is unsafe to do so, the Match should proceed – it is not the place of a referee to adjudicate on the detail in the Competition Rules. That is for the SJRU Competition Manager to decide on the first business day following the Match. If either Team claims a forfeit, still facilitate a Match on “friendly game” initiatives and note concerns on the Sign-on Sheet.
Match Day App	The referee should verify the details recorded in the App ensuring that any Temporary Suspensions, Send Offs, use of GMC, serious injuries, whether or not uncontested scrums were called and by which Team and any other incidents are recorded in the Match Day App before the result is submitted. [Competition Rule 5.4 (A)].
Reportable Incidents by a Referee	A Referee is required to ensure a “reportable incident” is recorded in the Match Day App by confirming any incident which resulted in a player being Temporarily Suspended, Sent Off or the Game Management Card (GMC) was used.
Field Setup and Conditions	All objects such as cricket pitches or in-ground watering systems are to be properly covered for the safety of the players. Ropes or barriers are to be erected a minimum distance of 5 metres back from the touch line or where this is not possible, as far back from the touch line as is practicable. If there is any doubt by the referee as to the safety of the ground, the referee will not allow the Match to begin until the ground has been made safe. The referee may elect not to start or to abandon a Match where, in the referee’s opinion, the ground safety standards are not met [Competition Rule 9.3]
Serious Injury or Other Unforeseen Circumstance	If in a prior Match there is a serious injury or other unforeseen circumstance that prevents a Match starting on time then the start time of the Match may be varied with the agreement of both Teams, a Club / District Official of the Home Team and the referee [Competition Rule 6.3 (G)]. If a Match is stopped due to a serious injury or other unforeseen circumstance and an adjacent venue is available then the Match may be moved to the adjacent venue with the agreement of both Teams, a Club / District Official of the Home Team and the referee [Competition Rule 6.3 (H)].

Appendix B:

Additional Notes	
Mayday	All Teams are required to know and understand the ARU's mayday call and procedures. If a Team does not know and understand the ARU's mayday call and procedures at the commencement of the Match, then they are deemed to have forfeited the Match and the Match cannot be played on "friendly game" initiatives [Competition Rule 6.8].
Uniforms	Each jersey is to be identified uniquely by a number, a letter or no letter or no number with no two (2) players in the one Team displaying the same number or letter or no letter or no number [Competition Rule 5.11 (C)].
Attire of Players	Skins, compression garments etc that have legs that go past the knees are not permitted to be worn by players. It is recommended that a mouthguard be worn by players [Competition Rule 5.12].
Ground Marshals	Both Teams are to provide a Ground Marshal. If a Team does not provide a Ground Marshal, then the Team will be deemed to have forfeited the Match [Competition Rule 9.2.1 (A) and (B)].
Assistant Referees	All Teams are to provide an Assistant Referee for each Match [Competition Rule 10.2.1]).
Start Time	Teams shall be ready to take the field two (2) minutes prior to their Scheduled Game Time [Competition Rule 6.3 (A)]. Teams lose the match if unable to field minimum number of players by 10 minutes after their Scheduled Game Time [Competition Rule 6.3 (C)].
Finish Times	All Matches must finish two (2) minutes before the scheduled starting time of the next Match [Competition Rule 6.4 (D)]. If a conversion kick is taken or declined before time expires then there will be a restart and the match will finish when the ball is next dead.
Sharing and Matching Player Numbers	In Under 13's to Opens (Under 17 / Under 18) if a Team cannot field a full Team of 15 players during Regular Season Matches (but NOT Final Series Matches), then the Team playing short MAY request additional players from the opposition Team and also to match player numbers [Competition Rule 6.7 (C)]. If a Team is sharing players, then the number of players being shared MAY be adjusted if a player is injured or replaced due to an open or bleeding wound but not if a player is Temporarily Suspended or Sent Off. Teams cannot be compelled to share players, but they must match numbers if requested to do so
Lift or support a Teammate Jumping	In Under 10's to Under 12's there is no lifting in the lineouts. In Under 13's to Under 15's support players may only lift on the shorts. In Under 16's to Opens (Under 17 / Under 18) support players may lift on the thighs.
Scrum	The Team with the least number of trained players determines the number of players in the scrum. It is illegal for the locks (i.e., second row) to crutch bind up to and including U15s but permitted in U16s and Opens A team must be ready for the referee to call "crouch" within 30 seconds from the time the referee makes the mark for the scrum (FK).
Scrum Half	Scrum half of the Team that has not won the ball may not move past the mid-line of the scrum.

Appendix B:

-

Additional Notes

Uncontested Scrums	<p>Under 10's to Under 12's no sanctions [Competition Rule 6.9].</p> <p>Under 13's to Opens (Under 17 / Under 18). There must be sufficient front row players to play at hooker, tight-head prop and loose-head prop who are suitably trained and experienced to ensure that on the first occasion that a replacement prop is required, and on the first occasion a replacement hooker is required, the Team can continue to play safely with contested scrums. Should a Team not be able to meet this obligation for any reason during a Match, then at the point in the Match when the front row replacement is required, this Team must play with one player fewer than would otherwise be allowed [Competition Rule 6.10].</p>
Mercy Rule	<p>Under 10s to Under 12s. If the difference in score between the two Teams reaches 40 points or more then the losing Team may call to stop the Match and the Match should be completed on "friendly game" initiatives [Competition Rule 6.11].</p> <p>Under 13's to Opens (Under 17 / Under 18) [Competition Rule 6.12].</p> <p>(A) If the difference in score between two Teams reaches 40 points or more then the winning Team must reduce the number of players on the field by one (1). However, if the difference reduces to less than 40 points then the player can return to the field.</p> <p>(B) If the difference in score between two Teams reaches 50 points or more then the winning Team must reduce the number of players on the field by a total of two (2). However, if the difference reduces to less than 50 points then one (1) of the players can return to the field.</p> <p>(C) In applying this Competition Rule when a Team has less than fifteen (15) players then the Team with the least number of suitably trained players determines the number of players in the scrum.</p> <p>(D) Teams who are required to reduce players in accordance with this Competition Rule must not remove front row players so as to cause the Team to play uncontested scrums.</p> <p>(E) Competition Rule 6.5 in relation to minimum player numbers is waived when applying the Mercy Rule.</p>
Lightning Safety Code	<p>(A) The Australian Standard on Lightning Protection is based on the 30 / 30 rule which recommends that: -</p> <ul style="list-style-type: none"> i. Play is stopped when the lightning / thunder ratio reaches 30 seconds or less. ii. Play should not commence until 30 minutes after the last time lightning is observed or thunder is heard. <p>(B) If there is thunder and lightning the Referee and Team Officials must: -</p> <ul style="list-style-type: none"> i. ensure that the safety of the players, Team Officials, Match Officials and Team Affiliates is paramount at all times; and ii. not recommence a Match until it is safe to do so taking into account the 30 / 30 rule, the weather conditions, and the condition of the ground and venue. [Competition Rule 6.4 (D)]